

Sweetwater

SweetwaterBoats.com

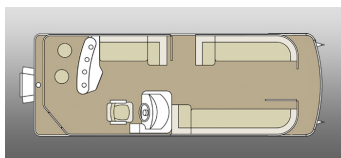
The Sweet Life

SCAN
Model Specific
QR Code





Sweetwater Premium SW 240 WB

Length (L.O.A.)	25' 8" (7.83 M)
Length (Pontoon)	24' 5" (7.45 M)
Beam	102 (2.59 M)
Maximum HP	150 (112 KW)
Approx. Wet Weight	3039 (1380 KG)
Approx. Dry Weight	2220 (1008 KG)
Fuel Capacity	21 (80 L)
Person Capacity	15 (13)



Available Colors

Sweetwater Sweetwater Premium SW 240 WB



Standards

Sweetwater Sweetwater Premium SW 240 WB

Canvas

Canopy; color coordinated with protective easy open boot

Playpen cover

Construction

Cross channels bolted to saddle brackets on 16" centers

Fuel Tank; built-in 21 gal

Hardware; stainless steel

NMMA Certified

Transducer bracket

Fasteners; stainless steel

Soft Touch expanded vinyl, upholstered seat bases (Zephyr only on Sweetwater Base)

NextWave Electrical System

Rail shims

Tubes; 25"

Decking

Carpet: Beige

Entertainment

Bar Sink; Stainless Steel with hand pump (replaces bottle holder at bar; n/a with Blender)

Stereo; Sony CDXM-20 Player with MP3 input and 4 speakers and stainless steel speaker covers.

Owner's Program membership (1 year)

Exterior

24" side gates

Gates; 3

Lighting; dock

Skirting; Outside pontoon brackets

Cleats; stainless 4 fixed

Ladder; Easy Climb stern

Rail Skin; colored rail panel

Helm

Captain's chair; swivel; slider; reclining; fold down arms

Steering; tilt wheel

Helm station; windscreen; cooler storage; cup holders; switch panel; speedometer; tach / hour meter; fuel gauge; voltmeter; 12 volt outlet; horn

Trim Gauge with engine package

Interior

Chaise lounge; dual bow

Lighting; canopy anchor

Cooler; 25 qt carry-on

Options

Sweetwater Sweetwater Premium SW 240 WB

Canvas

Canopy; color coordinated woven acrylic Electric Power Toon with easy open boot
Canopy; Chrome plated forward support leg rail hardware.

Canopy; double (na w/power canopy)
Seat covers; neutral color vinyl

Construction

Canadian Certification
International / CE
Lifting Strakes
Under deck Skin (full length, to trailer eye channel) (2 tube)

Fuel system, non-US EPA (export Only)
Keel Strips; Solid
Tubes; 27" upgrade from 25". N/A Sweetwater T.O.T.A.L.
Package

Decking

Carpet: Mica Mist
Carpet; snap-in; Mica Mist (aft and stern only) (must have aft and stern vinyl deck)
Carpet; snap-in; Mica Mist (must have vinyl deck)
Vinyl Deck (Beige) covering, full, in lieu of carpet
Seagrass covering; bow
Seagrass; entire deck

Carpet; snap-in; Sand Dune (aft and stern only) (must have aft and stern vinyl deck)
Carpet; snap-in; Sand Dune (must have vinyl deck)
Vinyl Deck (Beige) covering; Stern
Seagrass covering; Midship
Seagrass; stern

Entertainment

Entertainment center (built-in sink with hand pump and cooler storage)
Stemware & Stemware Holder (4 pcs); with logo
Stereo; i-Pod / MP3 player holder. (Not available on the Sony CDXM20)
Stereo; Sirius Satellite upgrade (CDXM30 / DSXMS60 / Fusion)
Stereo; Sony DSXMS60 with MP3 player / iPod storage and 4 speakers and stainless steel speaker covers.
Table; bow cooler

Entertainment center with built-in grill (built-in stainless steel gas grill; fire extinguisher and cooler storage)
Stereo; Fusion MS-IP600G with MP3 player / iPod storage and 4 speakers and stainless steel speaker covers.
Stereo; Sirius Satellite upgrade (CDXM20)
Stereo; Sony CDXM-30 with MP3 input and 4 speakers and stainless steel speaker covers.
Stereo; Sony BT3100 with Bluetooth and CD player and 4 speakers and stainless steel speaker covers.

Exterior

Cleats; stainless steel pull-up
Lighting: LED underwater
Ski Tow Bar
Lighting; LED docking lights

Graphic accent panels
Lighting: LED under deck
Skirting; Inside pontoon brackets

Fishing

Depth / Fish finder; Elite 4 Combo GPS
Depth / Fish finder; Elite 4X color
Trolling motor harness kit w/plug & half gate

Depth / Fish finder; X4 Pro
Livewell; aerated

Helm

Captain's chair; adjustable pedestal and base (up & down)
Depth finder; in dash digital
Elevated platform; with Snap Carpet
Steering; Sea Star hydraulic w/ tilt wheel (required for 150 hp +)

Compass
Elevated platform
Steering; hydraulic Bay Star w/ tilt wheel (150 hp Max.)
Trim Gauge (Honda/Suzuki)

Interior

Changing room; chaise (*n/a with D seating option)
Cup holders; removable (each additional)
Extra Table Base (not installed)
Lighting; mood accent lights under seats
Seating; D (remove port bow couch; add 2 captain style chairs)
Table; Extra with base (not installed)

Cup holders; removable
Cup holders; stainless steel upgrade
Fire extinguisher
Porta-Potti
Seating; side gate filler seat
Upgrade bar stools (seats and footrests)

Packages

Coastal Edition - Vinyl Deck, No carpet anywhere and 2" tube upgrade. Tube upgrade not available on T.O.T.A.L. and AP Elite or express
T.O.T.A.L. Package (OB): Under deck skin (full length); lifting strakes; add G-force third tube with launch pad; 27 gallon fuel tank.

Performance Package: Under deck skin (full length); lifting strakes; Sea Star hydraulic steering with tilt